

OFFICE



Creva
Lupino
Volpino
Embla
V-Care
Comta
¡Hola!
Scorpii
Njord
Delgado
Arn
Trio
san_siro
uni_verso

KUSCH+CO

27	Creva
65	Lupino
77	Volpino
87	Embla
101	V-Care
115	Comta
125	¡Hola!
135	Scorpii
145	Njord
161	Delgado
171	Arn
183	Trio
193	san_siro
207	uni_verso

QUALITY is irreplaceable

To us, quality is the concept that translates not only into our products, their design, materials and precision we proceed with, but also into our approach. It's our motivation that propels us to constantly explore customer's needs and address them through our solutions. As a man is in the centre of our interest, we don't want to offer him just the products - we want to give him the quality, that can truly improve his work, his everyday and the environment he lives in.

QUALITY of work





We are a design-driven brand for which a man and his needs are the key reference points in the design process. We deliver solutions that address emerging needs of the modern working worlds – as diverse, as the people performing the tasks.

Permanently evolving office environment has undergone a true revolution over the last few years. Newly defined requirements have contributed to the current development of working spaces, which are not only becoming more and more digital, agile, and sustainable, but also have to meet the needs for networking within the organization, building the team spirit, and maintaining the work-life balance.

Being aware that healthy comfort, excellent aesthetics, perfect functionality, and 360-degree safety are crucial in creating effective working spaces we transpose our expertise from the most demanding business sectors to the office environments.

To address the requirements of the modern working worlds, we have selected a collection of Kusch+Co product series that we believe best respond to the needs of people enhancing their working experience.

DESIGN

For us, the quality of design is inextricably linked with the quality of our customer's experience. Good design means an exquisite experience in terms of comfort, ergonomics, health, safety, and aesthetics, to name just a few. Our approach to design is human-centric and it's the need of the client

that challenges the designer in the first place. It's the function that determines the form. That's why we are always working with the designers who are willing to take the challenge. They not only apply their experience into the whole design process, but also question proven ways, explore new paths,

FURNITURE DESIGNERS

9

experiment, and are not afraid to reach out for new solutions, even those that are ahead of their times. Like us, the designers we work with perceive the design as a competence. They believe that design should serve people and improve their everyday.

Also when designing furniture solutions for public spaces, airports, hospitals etc. We not only want to meet strict requirements of furniture pieces dedicated for such spaces, but first and foremost elevate people's experience.

kaschkasch

10

kaschkasch approaches design as a practical component of life that conveys character and attitudes through the expressiveness of restraint. Basing on this approach, kaschkasch wields a characteristic formal language that is inherently present in each design: it is a symbiosis of straightforwardness and beauty that toes the line between function and formal severity.



Norbert Geelen

12

After having completed his training as industrial designer at the University of Essen, he started freelancing at the Italian Studio Matteo Thun in Milan. Together with his partner Robert Kilders, he founded the design studio bert&bert in 1997. Since 2005, Norbert Geelen feels at home both in his German office in Straelen and in his Milan studio. He has specialised in designing up-market lifestyle products and furniture.





Antonio Scaffidi

Following his graduation from the Copenhagen Design School, he successfully teamed up with the cabinetmaker Mads K. Johansen. His designs for Kusch+Co unite a modern design with perfect functionality. He has become a highly acclaimed member of the danishdesign Makers, who share his passion for the Danish design tradition.



Justus Kolberg

16

After completing his studies as an industrial designer at the Muthesius College in Kiel, he moved to Italy where he worked for a number of international companies. He rapidly established himself as a well-respected designer and returned to Germany in 1992 to develop several best-selling conference and seating series. In 1997, Justus Kolberg started freelancing from his new home base in Hamburg. His success is based on his genuine interest and curiosity for modern technical architecture – he has successfully integrated some of these concepts into his work for Kusch+Co.





Jorge Pensi Design Studio

He studied architecture in his home town of Buenos Aires. Since 1977, he lives in Barcelona and made a name for himself with his aluminium furniture designs. He used to be a visiting lecturer at the Art College in Stuttgart. His designs can be admired at many international exhibitions. The long list of design prizes underlines the importance of his works as a designer.

Jorge Pensi's trademark style is reflected in his series for Kusch+Co.



Uwe Sommerlade

20

As the son of a civil engineer, he began designing his first houses and objects in his childhood. In his grandfather's carpentry, he learned early on how to handle wood. After his graduation and the completion of his carpenter's apprenticeship, he studied design in Kassel. In 1992, he co-founded the company Lepper Schmidt Sommerlade. Since then, he has developed many acclaimed products for leading companies.



Scaffidi & Johansen

22

Antonio Scaffidi and Mads K. Johansen both graduated from the Danish Design School in Copenhagen. Whereas Antonio Scaffidi benefits from the symbiosis between his fiery Italian temperament and Nordic culture, Mads K. Johansen was driven by his artistic passion as cabinet maker. Their creative process is centered around flawless efficiency and design as comprehensible visualization.



Kusch+Co Design Team

24

Under the creative direction of Robert de le Roi, the Kusch+Co Design Team creates seating and table series characterised by the great functionality and a refreshingly new design language. In their creative work they are always looking for innovation, usability, and aesthetics, believing, that good design is unobtrusive, honest and improves the quality of people's everyday.



CREVA







THE CREVA FAMILY

Prioritizing the needs of the individuals, the Creva family provides an ecosystem of places to work. The collection offers multiple possibilities for people to come together, to connect, to brainstorm, to meet one-on-one, while at the same time encompasses spaces perfect for deep concentration and ideation tasks.

SOFT SEATING



Available in a collection of varieties, ranging from superbly screened off one-seater sofas to extensive configurations creating a gathering hub, Creva soft seating was designed to provide more seamless working experience.

“The challenge was to create an unbelievable versatile, extendable and flexible soft seating system: from the single armchair to huge landscapes, that should make everything possible. We reduced the design to its essential elements to be able to expand it into all directions, and achieve the best compromise between an inviting character and a proper seating comfort for the contract use.” – kaschkasch







Universal and flexible,
the Creva is available in a wide
range of varieties, ranging from
one-seater sofas to extensive
configurations.

"If I was to describe Creva family in
one word, that would be: versatility."

- kaschkasch



"To develop furniture for the contract market is a challenge in general as the requirements are extremely high. But this time the big challenge was to bring some homey feeling into the furniture, to transpose home aesthetic design to public spaces.

This is the main feel of Creva, and when we talk about the function: Creva family balances collaboration and privacy. It gives the possibility for a team to work together – but it's also perfect for the individual, focused work." – kaschkasch



Design driven by purpose







Seamless working experience

TABLE



An extraordinary table series that succeeds in transposing the design aesthetics of home furniture to the office environments.

Its minimalist design language is typified by round shapes and well-balanced proportions. Geared towards a plethora of environments, the Creva table excels in versatility – ideally suited for either individual workstations or large-scale conference configurations, not forgetting the touch-down configurations.



Designed for myriad activities



"At the design stage, it was very important for us to have a very lightweight kind of simple looking table which is super versatile and can be used in as many environments as you can think of, such as offices, conference rooms, airports and so on." – kaschkasch





STOOL



The design language of Creva Stool is entirely based on a circular geometry, resulting in a clear-cut, minimalist look.

The line-up consists of stools or bar stools, available with either a wooden or metal frame, complemented by a wooden-frame stool bench featuring an upholstered seat.

Agile character

"When designing a family of furniture, sometimes you have to go against the main line, not to become boring at some point. In Creva family case, we broke the design concept for the stool. It has the same agile character, but it is inspired by classic stools, with a new and contemporary dress. The main features is that you can grab and carry it around due to its handle underneath." - kaschkasch



BENCH



Minimalistic and functional

Creva Soft Seating



Creva sofa 1U
H: 873 mm
W: 776 mm
D: 763 mm



Creva sofa 2U
H: 873 mm
W: 1506 mm
D: 763 mm



Creva sofa 3U
H: 873 mm
W: 2236 mm
D: 763 mm



Creva sofa 1U
H: 1387 mm
W: 776 mm
D: 763 mm



Creva sofa 2U
H: 1387 mm
W: 1506 mm
D: 763 mm



Creva sofa 3U
H: 1387 mm
W: 2236 mm
D: 763 mm



Creva Landscape 2/2 Cube Z double-sided
Left version also available
H: 1387 mm
W: 1506 mm
D: 1498 mm



Creva Landscape 2/2 Cube SH double-sided
H: 1387 mm
W: 1506 mm
D: 1498 mm



Creva American Diner 4-seater unit
Also available American 6-seater unit
H: 1387 mm / 1387 mm
W: 2236 mm / 2236 mm
D: 1506 mm / 2236 mm



Creva 2-seater sofa with L-shape panels
Left version also available
H: 873 mm
W: 1478 mm
D: 763 mm



Creva 3-seater sofa with L-shape panels
Left version also available
H: 873 mm
W: 2208 mm
D: 763 mm



Creva Landscape 2/T/2 linear one-sided
H: 873 mm
W: 3676 mm
D: 763 mm



Creva Landscape 2/T/1 linear one-sided
Right version also available
H: 873 mm
W: 2946 mm
D: 763 mm



Creva Landscape 1/TP/1 linear one-sided
H: 873 mm
W: 2236 mm
D: 763 mm



Creva Landscape 1/TP/1 linear one-sided
H: 1387 mm
W: 2236 mm
D: 763 mm



Creva Landscape 2/T/2 linear double-sided
Right version also available
H: 873 mm
W: 3676 mm
D: 791 mm



Creva Landscape 2/1 linear double-sided
Right version also available
H: 873 mm
W: 2254 mm
D: 791 mm



Creva Landscape 2/1 linear double-sided
Right version also available
H: 1387 mm
W: 2254 mm
D: 791 mm



Creva Landscape 1/TP/TP/1 linear double-sided

H: 873 mm
W: 2984 mm
D: 791 mm



Creva Landscape 1/TP/TP/1 linear double-sided

H: 1387 mm
W: 2984 mm
D: 791 mm



Creva Landscape 1/T/1 linear double-sided

H: 873 mm
W: 2236 mm
D: 791 mm



Creva Landscape 2/TP/2 L-shape one-sided,
internal

H: 873 mm
W: 2236 mm
D: 2236 mm



Creva Landscape 2/TP/2 L-shape one-sided,
internal

H: 1387 mm
W: 2236 mm
D: 2236 mm



Creva Landscape 2/TP/2 L-shape
one-sided, external

H: 873 mm
W: 2236 mm
D: 2236 mm



Creva Landscape 2/TP/2 L-shape one-sided,
external

H: 1387 mm
W: 2236 mm
D: 2236 mm



Creva Landscape 1/TP/TP/1 double-sided
Left version also available

H: 873 mm
W: 1506 mm
D: 2236 mm



Creva Landscape 1/TP/TP/1 double-sided
Left version also available

H: 1387 mm
W: 1506 mm
D: 2236 mm



Creva pouffe
freestanding / for integration*
H: 462mm
W: 720mm
D: 720mm



Creva pouffe
freestanding / for integration*
H: 462mm
W: 1450mm
D: 720mm



Creva pouffe
freestanding / for integration*
H: 462mm
W: 2180mm
D: 720mm



Creva upholstered table
freestanding / for integration*
H: 385mm
W: 720mm
D: 720mm

Creva stool



Creva stool on 4 wooden legs
H: 460mm
W: 325mm
D: 325mm



Creva stool on 4 metal legs
H: 460mm
W: 330mm
D: 330mm



Creva stool on 4 wooden legs
H: 810mm
W: 365mm
D: 365mm



Creva stool on 4 metal legs
H: 810mm
W: 355mm
D: 355mm



Creva bench on 4 wooden legs
H: 450mm
W: 1200mm
D: 360mm

Creva Table



Creva meeting table LGW RD
 H: 739mm
 D: 1200mm



Creva meeting table LGW SQ
 H: 739mm
 W: 1200mm
 D: 1200mm



Creva meeting table LGW RC
 H: 739mm
 W: 2400mm/3000mm/3600mm
 D: 1200mm
 W: 3000mm/3600mm/4200mm
 D: 1500mm



Creva meeting table LGW RCG
 H: 739mm
 W: 2400mm/3000mm/3600mm
 D: 1200mm
 W: 3000mm/3600mm/4200mm
 D: 1500mm



Creva meeting table LGW RCR
 H: 739mm
 W: 2400mm
 D: 1200mm/780mm
 W: 3000mm
 D: 1200mm/700mm
 1500mm/980mm
 W: 3600mm
 D: 1500mm/950mm
 W: 4200mm
 D: 1500mm/800mm



Creva meeting table LGW RCRG
 H: 739mm
 W: 2400mm
 D: 1200mm/780mm
 W: 3000mm
 D: 1200mm/700mm
 1500mm/980mm
 W: 3600mm
 D: 1500mm/950mm
 W: 4200mm
 D: 1500mm/800mm



Creva meeting table H LGW RCR
 H: 1098mm
 W: 2000mm
 D: 1110mm/800mm



Creva meeting table H LGW RCRG
 H: 1098mm
 W: 2000mm
 D: 1110mm/800mm



Creva meeting table H LGW RC
 H: 1098mm
 W: 2000mm
 D: 1000mm



Creva meeting table H LGW RCG
 H: 1098mm
 W: 2000mm
 D: 1000mm

Finishes Creva Soft Seating

Solid wood



SK11
Puce



SK10
Sienna



SKNO
Natural oak



SKNB
Natural beech



SK40
Oak



SK01
Maple



SK04
Cream

Melamine faced chipboard (MFC)*

18 mm thickness for working shelves and table tops of upholstered tables / 25 mm thickness for American Diner table top



CC
Black



NM
Diamond Grey



MS
Slate



BZ
Grey Basalt



NK
Cashmere




NR
Denim Blue



NS
Fjord Green



MP
Platinum



MB
White Grey



BI
White

Laminate

19 mm thickness for working shelves and table tops of upholstered tables / 25 mm thickness for American Diner table top




DD
Black



GW
Slate



BW
Platinum



FN
White Grey



CA
White

CC
Black**

MS
Slate**

MP
Platinum**

MB
White Grey**

BI
White**

Fenix NTM

19 mm thickness for working shelves and table tops of upholstered tables / 25 mm thickness for American Diner table top



KJ
Nero Ingo



KO
Blu Fes




KR
Verde
Comodoro



KP
Rosso
Jaipur



KN
Grigio Bromo



KM
Grigio Antrim



KS
Bianco Cos

* MFC panel with the formaldehyde emissivity reduced by half, compared to the European standard E1 (meeting the requirements of the new German regulation concerning the emission of formaldehyde by wood-based materials, valid from 01.01.2020).

** Laminate finish colour matching melamine colour.

*** According to Kusch&Co. finishes.

Metal



BK***
RAL 9005 Jet black

Finishes Creva Stool

Wood



SK11
Puce



SK10
Sienna



SK40
Oak



SKNB
Natural beech



SK01
Maple



SK04
Cream



SS10
Black




SS39
Light grey

62

Metal



CR*
Chrome



BK
RAL 9005
Jet black



GE
RAL 5008
Grey blue



BN
RAL 6012
Black green

* only for footrest

Finishes Creva Table

Wood



SK11
Puce



SK10
Sienna



SK40
Oak



SKNB
Natural beech



SK01
Maple



SK04
Cream



SS10
Black



SS39
Light grey

Melamine faced chipboard (MFC)*



ML
Kaisersberg Oak



NC
Champagne
Hard Maple



NJ
Acacia Light



NM
Diamond
Grey



MS
Slate



BZ
Grey Basalt



NK
Cashmere




NR
Denim Blue



NS
Fjord Green



MP
Platinum



MB
White Grey



BI
White

Fenix NTM®



KJ
Nero Ingo



KR
Verde Comodoro



KO
Blu Fes



KP
Rosso Jaipur



KM
Grigio Antrim



KN
Grigio Bromo



KS
Bianco cos

LUPINO





Characterised by an organic design language and sporty charms – this seating shell armchair, available with two different backrest heights, reflects the dynamics of our time. Fresh, agile and somewhat cheeky. Offering a high level of individualisation through a fascinating number of options.



Awards

68

German Design Award 2019

MIAW Award 2018





AN ARM CHAIR
THAT REFLECTS
THE *DYNAMICS*
OF OUR TIME



Lupino armchair on four metal legs



Lupino armchair 4L

H: 830mm

W: 640mm

D: 670mm



Lupino armchair 4L HB

H: 1060mm

W: 640mm

D: 740mm

Lupino armchair on sled metal frame



Lupino armchair CFS

H: 830mm

W: 640mm

D: 670mm



Lupino armchair CFS HB

H: 1060mm

W: 640mm

D: 740mm

Lupino armchair on four wooden legs



Lupino armchair 4L LGW

H: 830mm

W: 640mm

D: 670mm



Lupino armchair 4L LGW HB

H: 1065mm

W: 640mm

D: 740mm

Lupino swivel armchair



Lupino armchair swivel

H: 830mm

W: 640mm

D: 670mm



Lupino armchair swivel HB

H: 1060mm

W: 640mm

D: 740mm

Lupino leg rest



Lupino armchair 4l

H: 390-510mm

W: 550mm

D: 550mm

Finishes

Wood



SK11
Puce



SK10
Sienna



SKNO
Natural oak



SKNB
Natural beech



SK40
Oak



SK01
Maple



SK04
Cream



SS10
Black



SS39
Light grey

Metal



CR
Chrome



POL
Polished
aluminium



BL
RAL 9005
Jet black



WA
RAL 9006
White aluminium



WK*
RAL 9006
White aluminium



WT
RAL 9016
Traffic white



BK*
RAL 9005
Jet black



GE
RAL 5008
Grey blue



BN
RAL 6012
Black green

VOLPINO



Snazzy, charming, likable, and at the same time offering much more, than could be expected at the first glance.

Volpino (“little fox”, Italian) surely is distinguished by the “foxy” design language.

When seen from the rear, the seat shell appears to be smiling through the cut-out between the seat and the back. But Volpino not only gives us a “foxy” smile – it is also characterized by clever features.

Generously comfortable and cosy seat shell seems to wrap itself around the body of the user.

The seat shell's top and side edges are curved outwards, offering a support surface for the arms. The edge of the seat shell tapers cleverly to a slender line near the seat, which makes the volume and material thickness of the seat shell seem visually lighter.





“Snazzy, charming, likable, slender, delicate and at the same time generously comfortable.” – Norbert Geelen



Volpino armchair on four wooden legs



Volpino armchair LWM P KO

H: 820 mm

W: 660 mm

D: 560 mm

Volpino armchair on four metal legs



Volpino armchair 4L P KO

H: 820 mm

W: 660 mm

D: 560 mm

Volpino armchair on metal X-sled frame



Volpino armchair SL P KO

H: 820 mm

W: 660 mm

D: 560 mm

Volpino swivel armchair



Volpino swivel chair P KO

H: 820 mm

W: 660 mm

D: 560 mm

Finishes

Wood



SK11
Puce



SK10
Sienna



SK40
Oak



SKNB
Natural beech



SK01
Maple



SK04
Cream



SS40
White



SS10
Black



SS39
Light grey

Metal



CR
Chrome



POL
Polished
aluminium



WK
RAL 9006
White aluminium



WT
RAL 9016
Traffic white



BK*
RAL 9005
Jet black



GE
RAL 5008
Grey blue



BN
RAL 6012
Black green

Plastic



KF
Graphite



KK
Silk



KW
Traffic white

EMBLA





SOFT LINES COEXIST WITH *CLEAR-CUT* EDGES

“Embla is a chair which balances a contemporary presence and at the same time is rooted in the brand’s history and tradition.

It underlines wood as the very foundation of Kusch+Co. It is a beautiful and natural grown material with unique characteristics and a warm and tactile appearance. Wood requires and expresses craftsmanship like no other material.

The dominance of wood implicitly favors a range of finishes and stains that are carefully matched to the design, making expression even more adaptable to spatial contexts. Also, in combination with different cushioning options for increased comfort.” – Antonio Scaffidi


“The construction of Embla is clear and understandable. Nevertheless, we also challenge wood as a natural material in order to create the best ergonomic conditions with the seat and back rest for comfortable sitting.

The chair has character, material and craftsmanship implicit in its appearance. Due to its distinguished form and with a multitude of variants, Embla can fulfill a considerable range of requirements.”

– Antonio Scaffidi







Embla tables are characterised by an elegant appearance, further accentuated by the clean lines. These variations stand out through their beautifully curved edges and the pleasantly rounded corners. Matching design aesthetics with the Embla seating.



Embla upholstered chair on four wooden legs



Embla frame chair 4L UPH

H: 790 mm

W: 520 mm

D: 545 mm



Embla frame chair 4LA UPH

H: 790 mm

W: 600 mm

D: 545 mm

Embla wooden chair on four legs



Embla frame chair 4L W

H: 780 mm

W: 520 mm

D: 545 mm



Embla frame chair 4LA W

H: 780 mm

W: 610 mm

D: 545 mm

Meeting table



Embla meeting table RD

H: 740 mm

BD: 550 mm x 500 mm

DI: 800 mm

BD: 650 mm x 600 mm

DI: 1000 mm

BD: 650 mm x 600 mm

DI: 1200 mm



Embla meeting table SQR

H: 740 mm

BD: 550 mm x 500 mm

W: 700 mm

D: 700 mm

BD: 550 mm x 500 mm

W: 900 mm

D: 900 mm

BD: 650 mm x 650 mm

W: 1100 mm

D: 1100 mm



Embla meeting table RCR

H: 740 mm

BD: 450 mm x 450 mm

W: 1400 mm

D: 700 mm

BD: 550 mm x 500 mm

W: 1800 mm

D: 900 mm

Finishes

Wood for chairs



SK11
Puce



SK10
Sienna



SK40
Oak



SKNB
Natural beech



SK01
Maple



SK04
Cream



SS10
Black



SS39
Light grey

Wood for tables



SK11
Puce



SK10
Sienna



SK40
Oak



SKNB
Natural beech



SK01
Maple



SK04
Cream

Melamine faced chipboard (MFC)



CC
Black



MS
Slate



BZ
Grey Basalt



NK
Cashmere




NR
Denim Blue



NS
Fjord Green



MP
Platinum



MB
White Grey



BI
White

Laminate




DD Black



GW Slate



BW Platinum



FN White Grey



CA White

Fenix NTM®



KJ
Nero Ingo



KR
Verde Comodoro



KO
Blu Fes



KP
Rosso Jaipur



KM
Grigio Antrim



KN
Grigio Bromo



KS
Bianco cos

Metal



NK
NCS S 2005-Y60R
Cashmere



WT
RAL 9016
Traffic white



BL
RAL 9005
Jet black



GE
RAL 5008
Grey blue



BN
RAL 6012
Black green

V-CARE



“Every good design needs an inspiration,
and in this case the inspiration came from my
vision for this chair: to create a really nice, friendly,
welcoming, inviting product that says:
come on, seat on me, you will feel good.


A chair is not only
a piece to sit on.
It’s creating
atmosphere, it’s
creating interiors,
it’s telling you
something.” – Justus Kolberg



"My motto in design is *simplicity by intelligence*. V-Care looks really simple, because there is a lot of intelligence inside, that you don't see." – Justus Kolberg

104

The V-Care chair is an expression of human-centric approach to design. Created to foster user's comfort, the chair combines progressive design and hygienic qualities.





Awards

106

German Design Award Winner 2023

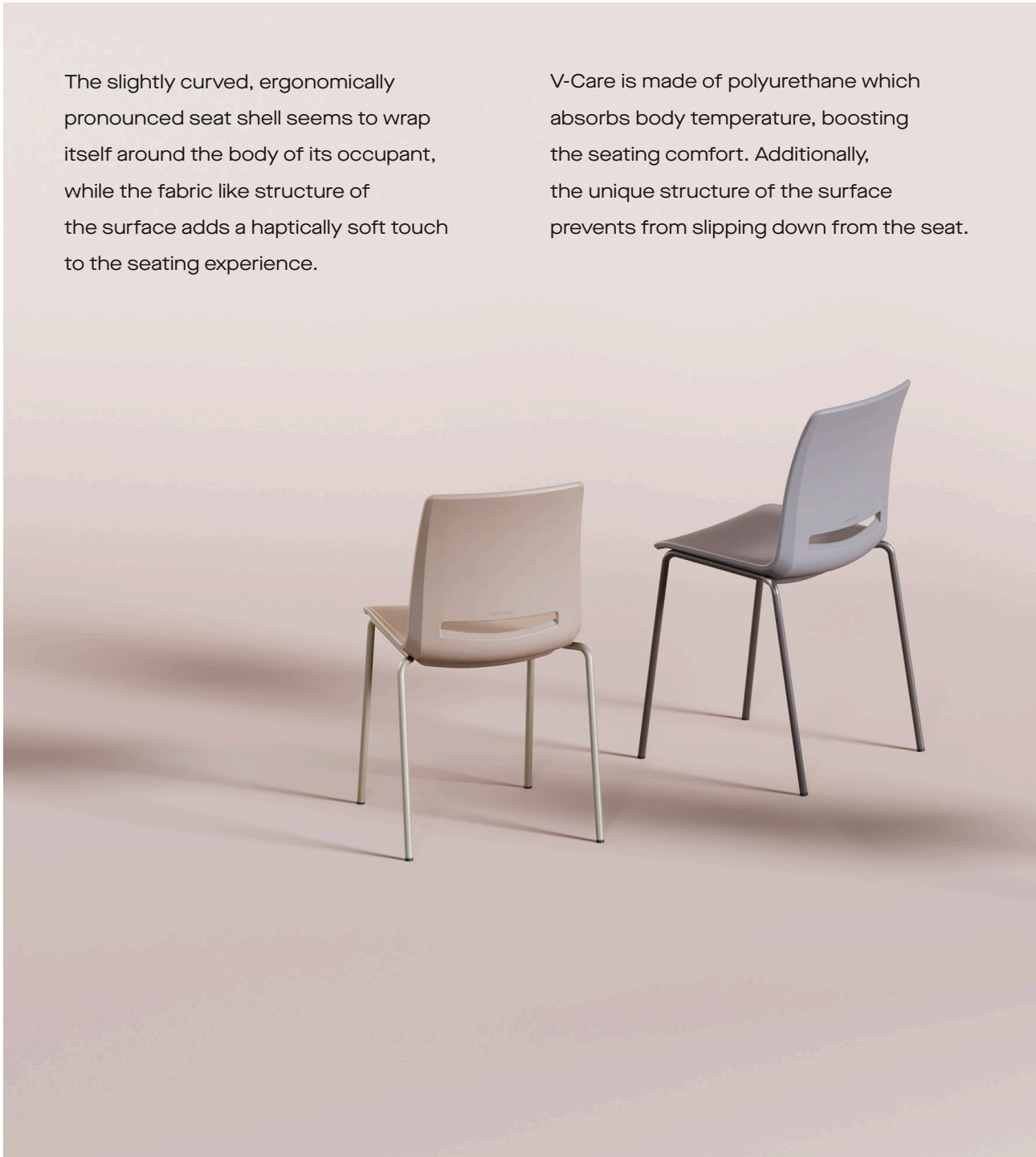
Red Dot Design Award 2022





The slightly curved, ergonomically pronounced seat shell seems to wrap itself around the body of its occupant, while the fabric like structure of the surface adds a haptically soft touch to the seating experience.

V-Care is made of polyurethane which absorbs body temperature, boosting the seating comfort. Additionally, the unique structure of the surface prevents from slipping down from the seat.



Born with hygiene DNA, the chair has a unique anti-bacterial PU surface with silver ions, which reduces the growth of bacteria. It is not only easy to clean, but also safe to disinfect.

With its hygienic properties, V-Care is a perfect solution for much-frequented office environments like canteens, lobbys and waiting areas.



Chair on 4 metal legs with or without armrests - available in 3 seat heights - 46, 51, 56 cm



V-Care frame chair 4L
H: 860mm
W: 520mm
D: 575mm



V-Care frame chair 4L
H: 910mm
W: 521mm
D: 582mm



V-Care frame chair 4L
H: 960mm
W: 522mm
D: 589mm



V-Care frame chair 4LA
H: 860mm
W: 627mm
D: 565mm



V-Care frame chair 4LA
H: 910mm
W: 627mm
D: 572mm



V-Care frame chair 4LA
H: 960mm
W: 627mm
D: 579mm

111

V-Care



Chair on sled metal frame with or without armrests



V-Care frame chair CFS
H: 860mm
W: 510mm
D: 572mm



V-Care frame chair CFSA
H: 860mm
W: 593mm
D: 572mm



Finishes

Seat shell



PE
Purple red



KG
Black grey



PY
Platinum grey



KK
Silk

Armrests



PE
Purple red



KB
Black



KG
Black grey



PY
Platinum grey




KK
Silk

Frame



CR
Chrome



BL
RAL 9005
Jet black
(pearl black)



BK
RAL 9005
Jet black



IM
DB 703
Iron mica



KSK
Silk



WK
RAL 9006
White aluminium

Frame with antibacterial surface coating



BK
RAL 9005
Jet black



WK
RAL 9006
White aluminium

COMTA







The name says it all. Comta stands for Communication Table. These tables go beyond the usual dimensions and are geared towards communication. Trademark feature is the futuristic design language, characterized by slender, tapered legs in an unusual triangular shape.

Comta high tables were designed for modern office environments with a diversity of breakout rooms and meeting points.



Comta table on wooden legs



Comta meeting table LGW RC

H: 738mm

W: 2000mm/2400mm/2800mm

D: 1000mm

W: 2400mm/2800mm/3300mm
4000mm

D: 1200mm



Comta meeting table LGW STS

H: 738mm

W: 2000mm/2400mm

D: 1000mm

W: 2400mm/2800mm

D: 1200mm

Comta table on metal legs



Comta meeting table LGM RC

H: 738mm

W: 2000mm/2400mm/2800mm

D: 1000mm

W: 2400mm/2800mm/3300mm
4000mm

D: 1200mm



Comta meeting table LGM STS

H: 738mm

W: 2000mm/2400mm

D: 1000mm

W: 2400mm/2800mm

D: 1200mm

Table on wooden legs



Comta meeting table H LGW RC

H: 1098mm

W: 2000mm/2400mm

D: 1000mm

W: 2400mm/3000mm

D: 1200mm



Comta meeting table H LGW STS

H: 1098mm

W: 2000mm/2400mm

D: 1000mm

W: 2400mm/2800mm

D: 1200mm

Table on metal legs



Comta meeting table H LGM RC

H: 1098mm

W: 2000mm/2400mm

D: 1000mm

W: 2400mm/3000mm

D: 1200mm



Comta meeting table H LGM STS

H: 1098mm

W: 2000mm/2400mm

D: 1000mm

W: 2400mm/3000mm

D: 1200mm

Finishes

Wood



SK11
Puce



SK10
Sienna



SK40
Oak



SKNO
Natural oak



SKNB
Natural beech



SK01
Maple



SK04
Cream



SS10
Black



SS39
Light grey

Melamine faced chipboard (MFC)*



ML
Kaisersberg Oak



NC
Champagne
Hard Maple



NJ
Acacia Light



NM
Diamond
Grey



MS
Slate



BZ
Grey Basalt



NK
Cashmere




NR
Denim Blue



NS
Fjord Green



MP
Platinum



MB
White Grey



BI
White

Fenix NTM®



KJ
Nero Ingo



KR
Verde Comodoro



KO
Blu Fes



KP
Rosso Jaipur



BLK
RAL 9011
Graphite black



WS
RAL 9003
Signal white



KM
Grigio Antrim



KN
Grigio Bromo



KS
Bianco cos

Metal

*MFC panel with the formaldehyde emissivity reduced by half, compared to the European standard E1 (meeting the requirements of the new German regulation concerning the emission of formaldehyde by wood-based materials, valid from 01.01.2020).


¡HOLA!











The name, the form, the colour.
Every part of ¡Hola! oozes an inviting flair.
You say ¡Hola!, you say Hello! The chair was
created to be an inherent part of the social
life. Whether it's a brainstorming session,
spontaneous team-meeting, conference
or open-air dinner celebration ¡Hola! will
keep you company. Ideally suited for
a plethora of environments, ranging from
foyers and canteens to conference and
seminar rooms, ¡Hola! is an all-rounder
among the multi-purpose chairs.

Dynamically shaped back is strongly a reminiscent of a sail while fresh colours add vitality to any room. The design of ¡Hola! brings the atmosphere of carefree summer days to your meetings and its ergonomically pronounced shapes will add extra comfort elevating your social experience.



¡Hola! chair on 4 metal legs



¡Hola! frame chair 4L P
 H: 820mm
 W: 480mm
 D: 530mm

¡Hola! chair, outdoor version



¡Hola! frame chair 4L OD P
 H: 820mm
 W: 480mm
 D: 530mm

¡Hola! hocker



¡Hola! frame chair HKR 4L P
 H: 1180mm
 W: 490mm
 D: 540mm

Finishes

Metal for chairs




CR
 Chrome



KSK
 Silk



WK RAL 9006
 White aluminium
 (metallic effect)




WT
 RAL 9016
 Traffic white



KSK
 Silk



WK RAL 9006
 White aluminium
 (metallic effect)



WT
 RAL 9016
 Traffic white




BK
 RAL 9005
 Jet black



BL
 RAL 9005
 Jet black
 (pearl structure)



GE
 RAL 5008
 Grey Blue




BN
 RAL 6012
 Black Green



BK
 RAL 9005
 Jet black



GE
 RAL 5008
 Grey Blue




BN
 RAL 6012
 Black Green

Metal for hockers



CR
 Chrome



WT
 RAL 9016
 Traffic white



KK
 Silk



KQ
 Quartz grey



KC
 Scampolo



KT
 Tinkerbelle



KA
 Salem



KE
 pimento



KL
 Midnight
 blue



KG
 Black grey



KB
 Black



KY
 Light grey



KW
 Signal white

Plastic

SCORPII



Uwe Sommerlade chose elegant steel tubes as design and constructive element for Scorpil tables. The side frame is the trademark design feature of this series, with the legs connected to each other through a slim straight tube by a mitre joint, and welded together. The design creates a floating effect between the frame and the table top.





The occasional tables, featuring
either a square or rectangular table top,
complement every lounge configuration.



Scorpii table



Scorpii table RC
H: 350mm / 450mm
W: 550mm
D: 550mm



Scorpii table RC
H: 350mm / 450mm
W: 900mm
D: 550mm

Finishes

Melamine (MFC)*

for table tops 18mm



CC Black



NM
Diamond Grey



MS
Slate



BZ
Grey Basalt



NK
Cashmere




NR
Denim Blue



NS
Fjord Green



MP
Platinum




MB
White Grey



BI
White

Laminate

for table tops 19mm




DD Black
CC Black**



GW Slate
MS Slate**



BW Platinum
MP Platinum**



FN White Grey
MB White Grey**



CA White
BI White**

Fenix NTM®



KJ
Nero Ingo



KR
Verde Comodoro



KO
Blu Fes




KP
Rosso Jaipur



KM
Grigio Antrim



KN
Grigio Bromo



KS
Bianco cos

Metal



GE
RAL 5008
Grey blue



BN
RAL 6012
Black green



BK***
RAL 9005
Jet black

* MFC panel with the formaldehyde emissivity reduced by half, compared to the European standard E1 (meeting the requirements of the new German regulation concerning the emission of formaldehyde by wood-based materials, valid from 01.01.2020).

** Laminate finish colour matching melamine colour.

*** Outer layer according to Kusch&Co. finishes palette.

NJORD



“We like to think, that the experience to sit on a chair, can be a positive one, in itself. This is what we kept an eye on.

The felt, really was the key to all the capabilities we were looking for. A material, that was mouldable in one piece, flexible, warm, tangible. It had this desired amount of friction and in comfort, it is as close as possible to an upholstered seating. And it was completely new within the portfolio of Kusch+Co. Wood on the other side, represents a necessary supporting structure, which sneaks up and grabs the seat shell. This symbiosis-like interplay of two elements was so obvious, that we decided to fix the shell onto the framework – visibly! We developed a set of wooden pecks, that are glued in place. Why hiding a story – when it can be told beautifully? So, that was it – we designed the Njord Chair!” – Scaffidi & Johansen

“One could argue, our way of designing is rather pragmatically driven...but the result reflects craftsmanship, warmth and tactility. Njord embodies a true character, is recognisable and trustworthy.

And above all, immensely comfortable. The circumscribing shape of the chair provides generous space for the user and suggests the experience of being *well seated.*” – Scaffidi & Johansen

The material wood is worked into an unusually slender frame. The seat shell, entirely made of anthracite polyester felt, seduces with its organic design and the soft touch of its materiality.



Awards

150

Red Dot Design Award 2012

Innovationspreis Architektur+ Office 2022

iF Product Design Award 2013

Interior Innovation Award 2013





AN EYE-CATCHING DESIGN WITH A NEW LEVEL OF *COMFORT*

152

As light as a side chair. The seat shell with an upholstered seat pad moulds to the body, offering the comfort level of an armchair. In addition, the armchair is stackable.









NJORD OCCASIONAL *TABLE*

*“A NIFTY
COMPANION
FOR THE NJORD
ARMCHAIR.”*

- Scaffidi & Johansen



Njord armchair



Njord armchair 4L LGW FL

H: 805 mm

W: 615 mm

D: 520 mm

Njord table



Njord table LWM RD

H: 563 mm

DI: 380 mm

Finishes

Wood for chairs



SK11
Puce



SK10
Sienna



SK40
Oak



SKNB
Natural beech



SK01
Maple



SK04
Cream



SS10
Black

Fenix NTM®



KJ
Nero Ingo



KR
Verde Comodoro



KO
Blu Fes



KP
Rosso Jaipur



KM
Grigio Antrim



KN
Grigio Bromo



KS
Bianco cos

Linoleum



JC
Charcoal



JM
Mauve




JS
Smokey Blue



JB
Burgundy



JP
Pebble



FK01
Anthracite



BK*
RAL9005
Jet black

DELGADO







A folding table that is easy to handle and safe to operate. Available in a vast array of sizes, Delgado can be easily folded up to compact dimensions. The patented locking mechanism locks the legs into place when the table is turned right side up. Dependent on the variation, the tables can either be stacked on top of each other with folded-up frame or nested side by side with vertically positioned table tops. The tables can be effortlessly linked directly to each other to create large table configurations.





Delgado meeting table



Delgado meeting table LF RC

H: 735 mm

W: 1200 mm/1400 mm

D: 600 mm

W: 1200 mm/1400 mm/1600 mm

D: 700 mm

W: 1500 mm

D: 750 mm

W: 1400 mm/1600 mm/1800 mm

D: 800 mm

Delgado mobile meeting table



Delgado mobile meeting table LF RC

H: 735 mm

W: 1200 mm

D: 600 mm

W: 1400 mm

D: 700 mm

W: 1500 mm

D: 750 mm

W: 1400 mm/1600 mm

D: 800 mm

Finishes

Melamine



ML
Kaisersberg Oak



NC
Champagne
Hard Maple



NJ
Acacia Light



MS
Slate



NK
Cashmere



MP
Platinum



MB
White Grey



BI
White

Laminate



GN
Acacia Light




IH
Champagne Hard
Maple



GW Slate



BW Platinum



FN White Grey



CA White

169

Fenix NTM[®]



KJ
Nero Ingo



KO
Blu Fes



KR
Verde
Comodoro



KP
Rosso
Jaipur



KN
Grigio Bromo



KM
Grigio Antrim




KS
Bianco Cos

Delgado

Metal



CR
Chrome



BL
RAL 9005
Jet black



WK*
RAL 9006
White aluminium

ARN



Arn succeeds in coalescing different materials into a harmonious symbiosis, resulting in a new interpretation of seating design and functionality. With Arn, the designers developed a series uniting an architectural, minimalist design language, a well-thought-out construction as well as a high level of comfort and versatility. The construction of Arn is among its most noteworthy features, amalgamating the materials into an elegant chair. Thanks to the inconspicuously incorporated solutions, Arn stands out mainly for its minimalist design language with clean lines, its subtle radii, and the smooth transitions between the parts.







Arn chair on four wooden legs



Arn frame chair 4L LGW P

H: 820 mm
W: 490 mm
D: 530 mm

Arn chair on four wooden legs,
upholstered seat



Arn frame chair 4L LGW UPH

H: 820 mm
W: 490 mm
D: 540 mm

Arn bar stool on four wooden legs



Arn frame chair HKR 4L LGW P

H: 1190 mm
W: 540 mm
D: 555 mm

Arn bar stool on four wooden
legs, upholstered seat



Arn frame chair 4L LGW UPH

H: 1190 mm
W: 540 mm
D: 555 mm

Arn chair on four metal legs



Arn frame chair 4L LGM P

H: 815 mm
W: 490 mm
D: 530 mm

Arn chair on four metal legs,
upholstered seat



Arn frame chair 4L LGM UPH

H: 820 mm
W: 490 mm
D: 540 mm

Arn meeting table



Arn meeting table LGW SQ

H: 741 mm
W: 800 mm
D: 800 mm



Arn meeting table LGW RC

H: 743 mm
W: 1400 mm/1600 mm/1800 mm
D: 800 mm
W: 1800 mm
D: 900 mm



Creva meeting table LGM SQ

H: 741 mm
W: 800 mm
D: 800 mm



Creva meeting table LGM RC

H: 741 mm
W: 1400 mm/1600 mm
D: 800 mm

Finishes Chair

Wood



SKNB
Natural beech



SKNO
Natural oak



SS10
Black

Plastic



KB
Black




KK
Silk



KQ
Quartz grey



KT
Tinkerbell



KY
Light grey



KW
Signal white

Metal



BK
RAL 9005
Jet black



ASAM
Aluminium
anodised mat silver



KSK
Silk



WT
RAL 9016
Traffic white

for footrest



CR
Chrome

Finishes Table

Laminate



GN
Acacia Light




IH
Champagne Hard
Maple



GW Slate



BW Platinum



FN White Grey



CA White

Fenix NTM®



KJ
Nero Ingo



KR
Verde Comodoro



KO
Blu Fes



KP
Rosso Jaipur



KM
Grigio Antrim



KN
Grigio Bromo



KS
Bianco cos

Metal



BK
RAL 9005
Jet black



ASAM
Aluminium
anodised mat silver



KSK
Silk



WT
RAL 9016
Traffic white

Wood



SKNB
Natural beech



SKNO
Natural oak



SS10
Black

Melamine



ML
Kaisersberg Oak



NC
Champagne
Hard Maple



NJ
Acacia Light



MS
Slate



NK
Cashmere



MP
Platinum



MB
White Grey



BI
White

TRIO



Characterised by a slender design language and clear-cut frame, Trio variations ooze elegance. This chair has a universal talent. It is an all-embracing series. A moulded wooden seat shell can be mixed and matched with different types of steel frames. A refreshing, young design is a perfect complement for a plethora of contract environments. The all-round series par excellence.





Trio excels in versatility. Whether upholstered or unupholstered, with or without armrests – these variations are always stacking, and they can be linked together.



Trio frame chair on four metal legs, plywood shell



Trio frame chair 4L W KO
H: 820mm
W: 500mm
D: 550mm

Trio frame chair on four metal legs, fully upholstered shell



Trio frame chair 4LA W KO
H: 820mm
W: 560mm
D: 550mm



Trio frame chair 4L UPH KO
H: 820mm
W: 500mm
D: 550mm



Trio frame chair 4LA UPH KO
H: 820mm
W: 560mm
D: 550mm

Trio chair on sled metal frame, plywood shell



Trio frame chair CFS W KO
H: 830mm
W: 510mm
D: 520mm

Trio bar stool on sled metal frame, plywood shell



Trio frame chair HKR CFS W KO
H: 1140mm
W: 520mm
D: 570mm

Trio chair on sled metal frame, fully upholstered shell



Trio frame chair CFS UPH KO
H: 830mm
W: 510mm
D: 520mm

Finishes

Wood



SK11
Puce



SK10
Sienna



SK40
Oak



SKNB
Natural beech



SK01
Maple



SK04
Cream



SS10
Black




SS39
Light grey



SS40
White

Laminate HPL RESOPAL[®]

for writing tablet



U0160
Silver grey

Laminate Egger

for chair




W1000
Premium White

Metal




CR
Chrome



BL
RAL 9005
Jet black



WK
RAL 9006
White aluminium
(metallic effect)



WT
RAL 9016
Traffic white

san_siro



"San Siro was born from extrapolating the design language of the 4-star central base of the *uni_verso* chair to a range of stable, sturdy, strong, and solid table frames with a low, horizontal base in an *engineered*, rigorous style." – Norbert Geelen

This extremely versatile table series opens up an almost infinite number of design and finishing options for tables and table configurations in a vast array of sizes and shapes.







SQUARE

OV^AL

“The name *San Siro* refers to a square-oval tabletop shape of the initial product launch with slightly curved sides and curved corners which resembled the overall shape of the San Siro stadium in Milan.” – Norbert Geelen





san_siro meeting table



san_siro meeting table 4A SQ

H: 735 mm
W: 800 mm
D: 800 mm



san_siro meeting table T-LEG RC 1

H: 735 mm
W: 1200 mm/1400 mm
D: 700 mm

W: 1500 mm
D: 750 mm

W: 1400 mm/1600 mm/1800 mm
D: 800 mm

W: 2000 mm/2400 mm
D: 1000 mm



san_siro meeting table 4A RD 1

H: 735 mm
Dl: 800 mm / 1000 mm / 1200 mm

san_siro mobile meeting table



san_siro mobile meeting table

T-LEG TF RC 1

H: 735 mm
W: 1400 mm
D: 700 mm

W: 1500 mm
D: 750 mm

W: 1600 mm/1800 mm
D: 800 mm



san_siro mobile meeting table

T-LEG TF RC 2

H: 735 mm
W: 1400 mm
D: 700 mm

W: 1500 mm
D: 750 mm

W: 1400 mm/1600 mm
D: 800 mm



san_siro mobile meeting table

T-LEG TF RC 3

H: 735 mm
W: 1400 mm
D: 700 mm

W: 1500 mm
D: 750 mm

W: 1600 mm/1800 mm
D: 800 mm

W: 1800 mm
D: 900 mm

san_siro meeting table



san_siro meeting table LWM SQ

H: 739mm
 W: 600mm
 D: 600mm
 W: 700mm
 D: 700mm
 W: 800mm
 D: 800mm
 W: 900mm
 D: 900mm



san_siro meeting table LWM RC

H: 739mm
 W: 1400mm/1500mm/1600mm
 D: 700mm
 W: 1600mm/1800mm
 D: 800mm
 W: 1800mm/2000mm
 D: 900mm
 W: 2000mm
 D: 1000mm



san_siro meeting table LWM STS

H: 739mm
 W: 1400mm
 D: 700mm
 W: 1600mm
 D: 800mm
 W: 2000mm
 D: 1000mm



san_siro meeting table LWM RD

H: 739mm
 DI: 800mm / 1000mm / 1200mm

san_siro table

202



san_siro table LWM SQ

H: 549mm
 W: 700mm
 D: 700mm



san_siro table LWM RC

H: 549mm
 W: 1400mm
 D: 700mm



san_siro table LWM RD

H: 549mm
 DI: 700mm

san_siro conference table



san_siro meeting table T-LEG RC 2

H: 735mm
 W: 3500mm/4200mm
 D: 1200mm
 W: 4900mm/5600mm
 D: 1200mm
 W: 6300mm/7000mm
 D: 1200mm



san_siro meeting table T-LEG BR

H: 735mm
 W: 3500mm
 D: 900mm/1200mm
 W: 4200mm
 D: 900mm/1200mm
 W: 4900mm
 D: 900mm/1200mm



san_siro meeting table 4A RD 2

H: 735mm
 DI: 1600mm / 1800mm / 2000mm

W: 5600mm
 D: 900mm/1200mm

Finishes Meeting Table

Melamine*



ML
Kaisersberg Oak



NC
Champagne
Hard Maple



NJ
Acacia Light




MS
Slate



NK
Cashmere



MP
Platinum



MB
White Grey



BI
White

Laminate



GN
Acacia Light




IH
Champagne Hard
Maple



GW Slate



BW Platinum



FN White Grey



CA White

203

Fenix NTM®



KJ
Nero Ingo



KR
Verde Comodoro



KO
Blu Fes




KP
Rosso Jaipur



KM
Grigio Antrim



KN
Grigio Bromo



KS
Bianco cos

san_siro

*MFC panel with the formaldehyde emissivity reduced by half, compared to the European standard E1 (meeting the requirements of the new German regulation concerning the emission of formaldehyde by wood-based materials, valid from 01.01.2020).

Wood



SK11
Puce



SK10
Sienna



SK40
Oak



SKNB
Natural beech



SKNO
Natural oak



SK01
Maple



SK04
Cream



SS10
Black




SS39
Light grey

Metal


Metal four star base and T-leg base



CR
Chrome



POL
Polished aluminium



BL
RAL 9005
Jet black



WK
RAL 9006
White aluminium
(metallic effect)



WT
RAL 9016
Traffic white

Finishes Conference Table

Melamine*



ML
Kaisersberg Oak



NC
Champagne
Hard Maple



NJ
Acacia Light




MS
Slate



NK
Cashmere



MP
Platinum



MB
White Grey



*MFC panel with the formaldehyde emissivity reduced by half, compared to the European standard E1 (meeting the requirements of the new German regulation concerning the emission of formaldehyde by wood-based materials, valid from 01.01.2020).

Laminate



GN
Acacia Light




IH
Champagne Hard
Maple



GW Slate



BW Platinum



FN White Grey



CA White

Fenix NTM®



KJ
Nero Ingo



KR
Verde Comodoro



KO
Blu Fes



KP
Rosso Jaipur



KM
Grigio Antrim



KN
Grigio Bromo



KS
Bianco cos

Metal



CR
Chrome



POL
Polished
aluminium



BK
RAL 9005
Jet black



WK
RAL 9006
White aluminium



WT
RAL 9016
Traffic white

uni_verso



A seating series geared towards a plethora of modern environments. At the heart of this design is an ergonomically shaped seat shell. The slender seat shell, dominated by sweeping lines, has an aura of warmth and cosiness.



A wide range of versions means functionality. In design terms they exhibit different characters – more architecturally functional or invitingly cosy. Universal range of applications. With plastic seat shells, the extremely narrow visible edges of which provide a puristic, slender look. Or with wooden seat shells, tapered at the transition from seat to backrest. Whether with or without armrests, whether with or without upholstery – both variations offer the solution for every situation.





“Flowing,
organic lines
embedded
in an understated,
restrained,
calm, contemporary
design language.” - Norbert Geelen

uni_verso frame chair on four metal legs, plastic shell



Universo frame chair 4L P KO
H: 820 mm
W: 540 mm
D: 520 mm

uni_verso bar stool on four metal legs, plastic shell



Universo frame chair HKR 4L P KO
H: 1170 mm
W: 480 mm
D: 560 mm

uni_verso frame chair on four wooden legs, plastic shell



Universo frame chair 4L LWM P KO
H: 820 mm
W: 480 mm
D: 520 mm

uni_verso bar stool on four wooden legs, plastic shell



Universo frame chair HKR 4L LWM KO
H: 1170 mm
W: 480 mm
D: 560 mm

uni_verso frame chair on sled metal base, plastic shell



Universo frame chair CFS P KO
H: 820 mm
W: 540 mm
D: 540 mm

uni_verso frame chair on sled metal base, fully upholstered shell



Universo frame chair CFS UPH KO
H: 840 mm
W: 540 mm
D: 540 mm

uni_verso bar stool on four wooden legs, fully upholstered shell



Universo frame chair HKR 4L LB LWM UPH KO
H: 1000 mm
W: 480 mm
D: 520 mm

Finishes Chair

Wood



SK11
Puce



SK10
Sienna



SK40
Oak



SKNB
Natural beech



SKNO
Natural oak



SK01
Maple



SK04
Cream



SS10
Black



SS39
Light grey

Plastic




KO
stone 26



KK
Silk



KI
arctic 20



U0160
Silver grey

Laminate HPL RESOPAL®

for writing tablet

Metal



CR
Chrome



BL
RAL 9005
Jet black



KSK
Silk



WK
RAL 9006
White aluminium
(metallic effect)



WT
RAL 9016
Traffic white



BK
RAL 9005
Jet black



GE
RAL 5008
Grey blue



BN
RAL 6012
Black green

© Copyright 2023 Nowy Styl sp. z o.o.

Nowy Styl sp. z o.o. reserves the right to change
the constructional features and finishes of products.

Note: Colours and patterns illustrated here may vary from the originals.
Presented products available in accordance with the market offer.

Publications of Nowy Styl sp. z o.o. Brands and trademarks
used herein are the property of NSG TM sp. z o.o.

@ kuschandco | www.kusch.com | www.nowystyl.com

KUSCH+CO